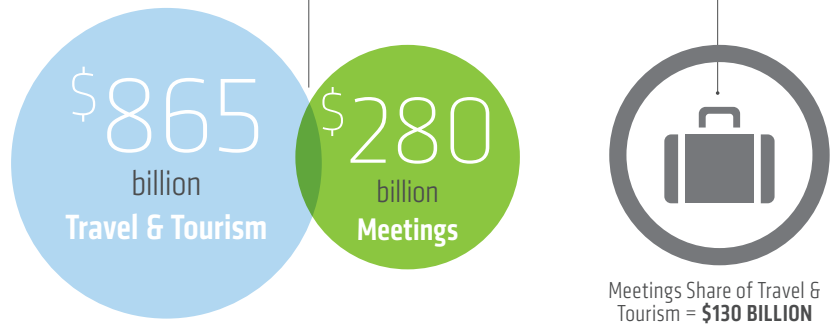


# THE ECONOMIC SIGNIFICANCE OF MEETINGS TO THE U.S. ECONOMY



\*Source: US Bureau of Economic Analysis

## DEFINITION OF A MEETING



"Meeting" refers to a gathering of 10 or more participants for a minimum of four hours in a contracted venue.

## MEETINGS SECTOR IN RELATION TO TRAVEL/TOURISM



15% OF  
\$865 BILLION

Fifteen percent of the \$865 billion travel/tourism output in the U.S. is a result of meetings.

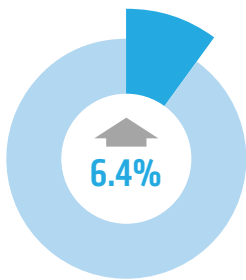
## 2012 TOTAL INDUSTRY CONTRIBUTIONS: DIRECT, INDIRECT + INDUCED

770.4  
BILLION TOTAL SPENDING

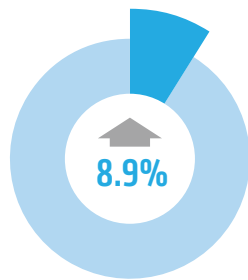
5.3  
MILLION JOBS

393.8  
BILLION CONTRIBUTION TO THE GDP

## THE MEETINGS INDUSTRY: DIRECT EFFECTS 2009-2012



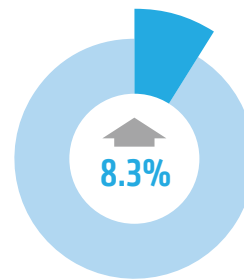
DIRECT SPENDING INCREASE



MEETINGS GDP INCREASE



INCREASED CONTRIBUTIONS TO TAX RECEIPTS



INCREASED NATIONAL JOB GROWTH



AMERICAN JOBS

	DIRECT SPENDING	CONTRIBUTION TO GDP	FEDERAL, STATE & LOCAL TAXES	EMPLOYMENT
2009	263,443,000,000	106,096,000,000	25,610,000,000	1,650,000
2012	280,403,000,000	115,615,000,000	28,067,000,000	1,787,000

MEETINGS MEAN ECONOMIC GROWTH



# Meetings contribute more to the US economy than many other major US Industries

Direct Contributions to GDP of Select Industries

Estimated Value Added to GDP (in millions)

<b>MEETINGS</b>	<b>115,615</b>
Motion picture and sound recording industries	113,000
Information and data processing services	80,000
Air transportation	78,000
Amusements, gambling, and recreation industries	71,000
Rail transportation	40,000

SOURCE: U.S. Bureau of Economic Analysis

MEETINGS MEAN JOBS



Meetings support more jobs than the computer, trucking or broadcast and telecommunications industries.

FULL & PART-TIME EMPLOYMENT

<b>MEETINGS</b>	<b>1,787,000</b>
Computer systems design and related services	1,634,000
Truck Transportation	1,138,000
Broadcasting and telecommunications	1,142,000
Legal Services	1,138,000
Manufacturing motor vehicles, bodies and trailers, and parts	785,000

MEETINGS MEAN LOCAL INVESTMENT


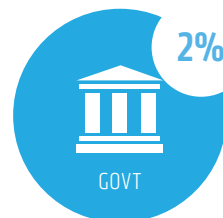
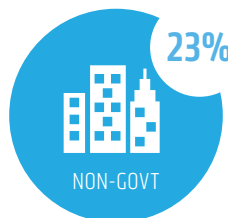
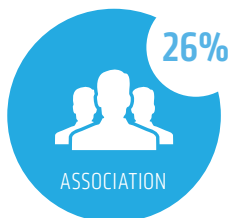
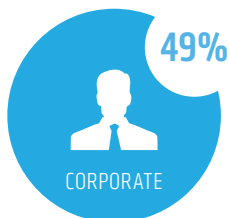
Meetings generate taxes that support communities and infrastructure across the country

Taxes	Federal*	State & Local*
Direct effects	\$14,805	\$13,262
Indirect effects	\$20,634	\$12,520
Induced effects	\$15,369	\$12,083
<b>Total tax contributors</b>	<b>\$50,809</b>	<b>\$37,865</b>

\*In millions

MEETINGS MEAN KNOWLEDGE TRANSFER

Meetings provide a platform to educate, introduce new ideas and innovate to achieve results



NUMBER OF MEETINGS

1M

315.4K

432.1K

68.6K

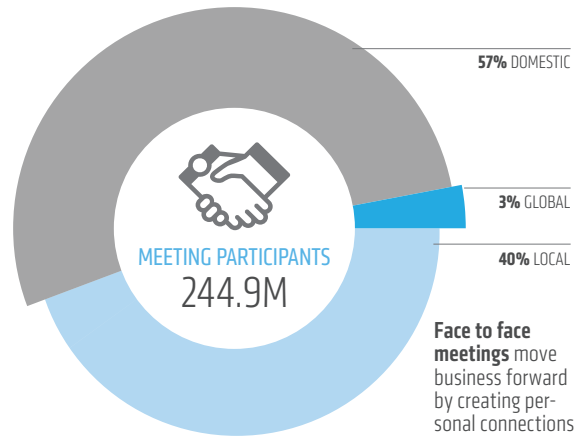
1.8M

1.8 Million meetings were held across every business sector

MEETINGS MEAN HANDSHAKES

1.8

Meetings were held across every business sector



MEETINGS MEAN REVENUE

Room Nights Generated



Top 3 Travel & Tourism Commodities (in millions)

Accommodation	Food & Beverage	Air Transportation	Total Travel & Tourism
\$39,315	\$29,832	\$23,761	\$130,186

Meetings & Other Commodities (in millions)

Total Meeting & Other Commodities	\$150,216	Total Direct Spending	280,402
-----------------------------------	-----------	-----------------------	---------